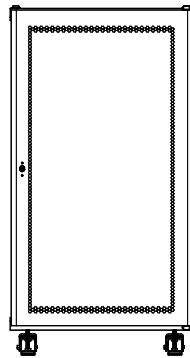
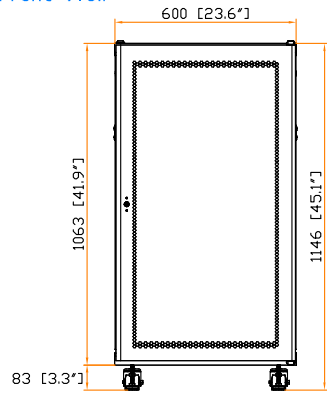


Front view

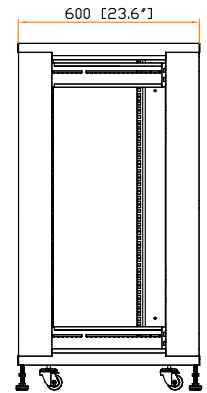
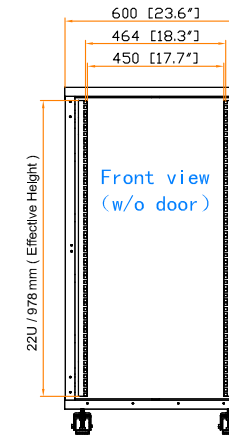
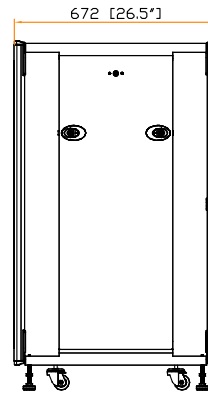
Rear view

Side view

Side view(w/o side panel)



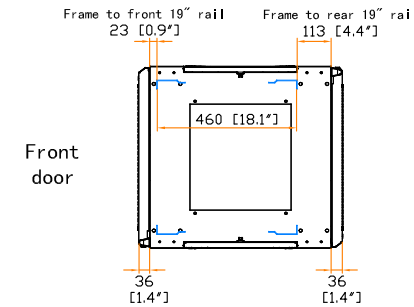
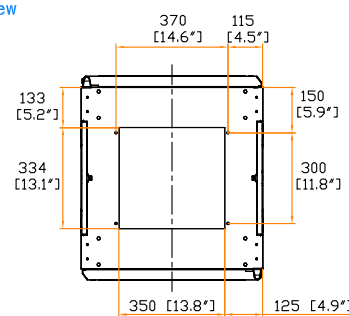
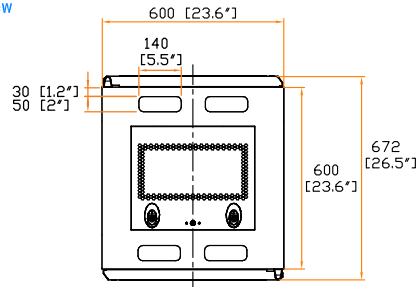
Front door



Top view

Bottom view

19" rail position



Front door

Front door



The company reserves the right to modify product specifications without prior notice and assumes no responsibility for any error which may appear in this publication.

Copyright 2015 Austin Hughes Electronics Ltd. All rights reserved.

Dimension (Overall) : 600 (W) x 672 (D) x 1146 (H) mm / 23.6 (W) x 26.5 (D) x 45.1 (H) in.

Dimension (Effective) : 600 (W) x 600 (D) x 978 (H) mm / 23.6 (W) x 23.6 (D) x 38.5 (H) in.

Net Weight : 61 kg / 134.2lb

Color : Black (RAL-9005) or Grey white (RAL -9002)

Static Loading : 1000kg / 2200lb

Environmental : RoHS2 & REACH compliant by SGS

Unit : mm [in.]