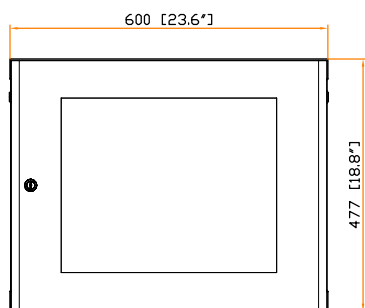
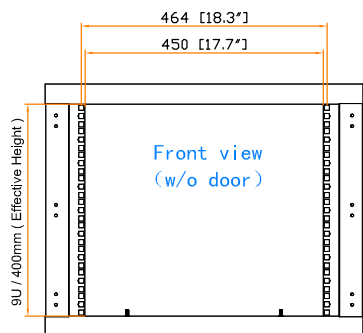


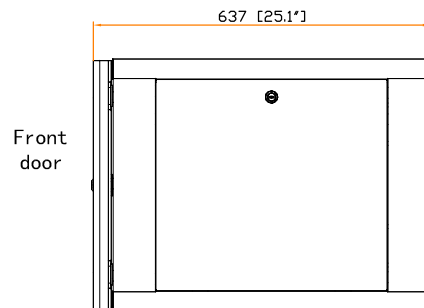
Front view



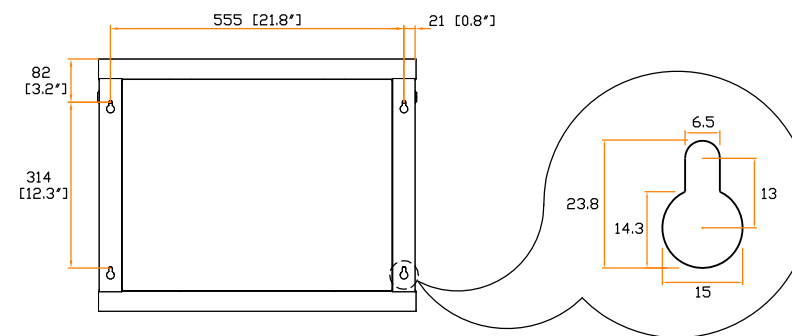
Front view (w/o door)



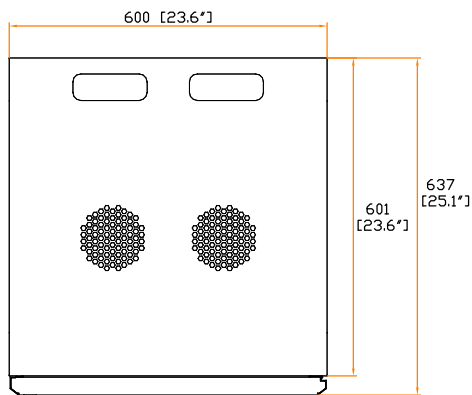
Side view



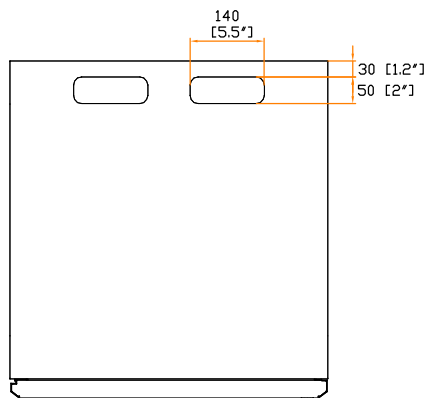
Rear view



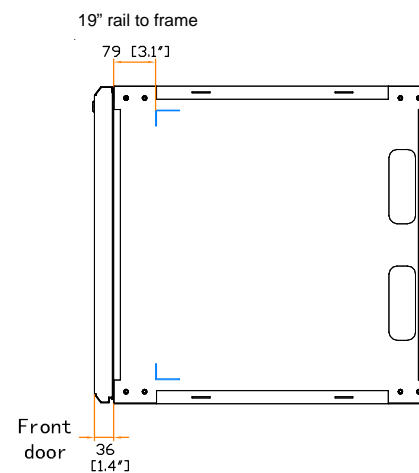
Top view



Bottom view



19" rail position



The company reserves the right to modify product specifications without prior notice and assumes no responsibility for any error which may appear in this publication.

Copyright 2013 Austin Hughes Electronics Ltd. All rights reserved.

Dimension (Overall) : 600 (W) x 637 (D) x 477 (H) mm / 23.6 (W) x 25.1 (D) x 18.8 (H) in.

Dimension (Effective) : 600 (W) x 601 (D) x 400 (H) mm / 23.6 (W) x 23.6 (D) x 15.7 (H) in.

Net Weight : - kg / - lb

Color : Black (RAL-9005) or Grey white (RAL-9002)

Static Loading : 50 kg / 110 lb